

Test Square  
2" x 2"  
5 cm x 5 cm

©2018 Melissa Mora

Licensed for personal use only

You may not sell, copy or redistribute this pattern through any means

You may not sell items made from this pattern without a limited production license

Assembly Instructions:

Print all pages in Adobe Reader.

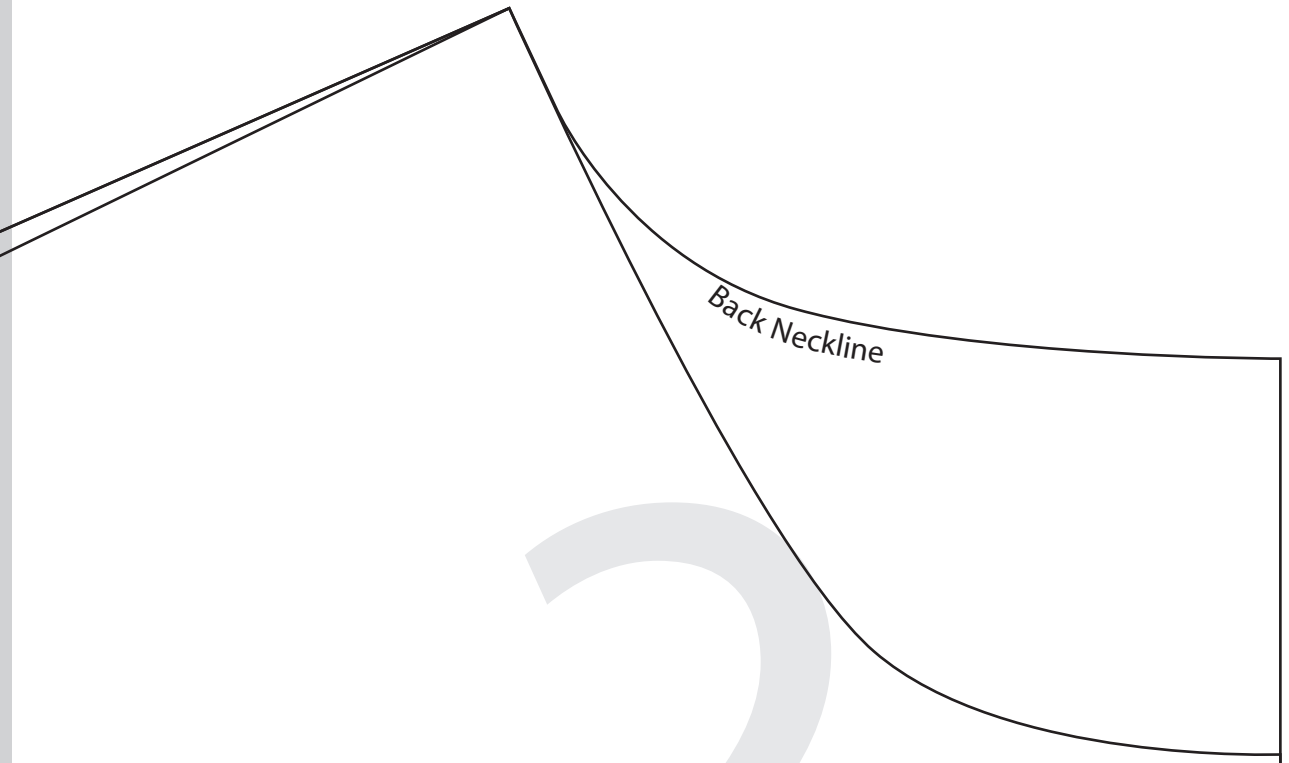
Make sure Scaling is set to "none"

Make sure auto rotate and center is checked

Cut on the outside of the gray boxes

Tape together at marked circles

Back shoulder  
Front shoulder



Back Neckline

2

A

B

B

Unisex Hoodie  
by *Melby Sews*  
34-38" chest size

SLEEVE

Cut 2 on fold

1/2" (6mm) seams allowed

Make sure fabric stretches this direction

C

FOLD




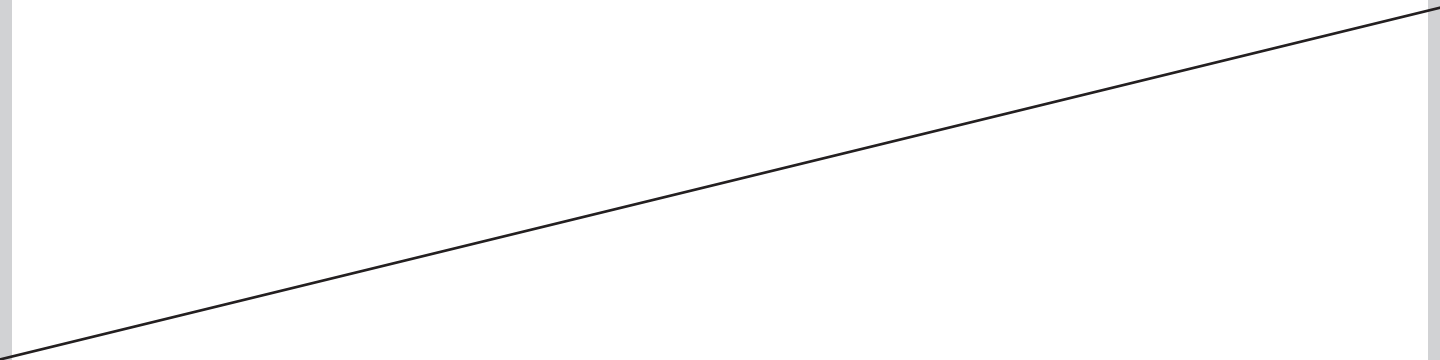


4

C

D

5



D


Use rib knit or knit  
with at least 30% stretch  
for cuffs/waistband

Unisex Hoodie  
by *Melby Sews*  
34-38" chest size  
CUFFS and WAISTBAND

Cut 2 on fold for cuffs  
Cut 1 this height  
and 33 1/2 in long for waistband  
1/2" (6mm) seams allowed

FOLD

A



E

A

B

Unisex Hoodie  
by *Melly Sews*  
34-38" chest size  
FRONT and BACK  
Cut 2 on fold

1/2" (6mm) seams allowed

FOLD

E

F



B

C

9

Unisex Hoodie  
by *Melby Sews*  
34-38" chest size  
FRONT and BACK  
Cut 2 on fold

1/2" (6mm) seams allowed

← Make sure fabric stretches this direction →

F

G

C

D

10

1/2

Fold Line

G

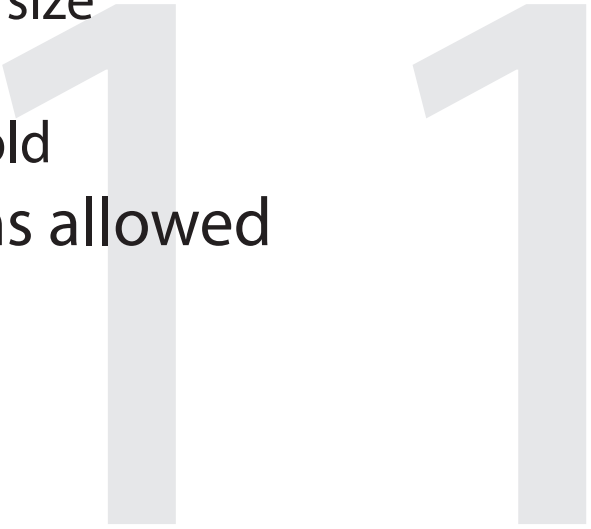
D

Unisex Hoodie  
by *Melby Sews*  
34-38" chest size


POCKET

Cut 1 on fold

" (6mm) seams allowed



FOLD



12

← Make sure fabric stretches this direction →

13

F

G

14

15

